

<p>An introduction to home learning this week from Miss Kinghorn: https://www.youtube.com/watch?v=d99t5i65suU&feature=youtu.be Story Time with Miss Hanson: https://youtu.be/i45Wu_PKins</p>					
	Phonics	English	Maths	Topic	Spelling, Reading and Handwriting.
Monday	<p>Recap reading and writing words with the 'ue' sound using this video: https://www.youtube.com/watch?v=dSIFzsXIYhc</p> <p>Keep practising reading and writing your tricky words too: oh their people Mr Mrs looked called</p>	<p>Practise this week's spellings.</p> <p>Recap the story last week using you actions to help you as you watch Mrs Young's video. https://youtu.be/-fS5iJNYh6k</p> <p>Use the sheet attached below to answer the questions about the story.</p>	<p>Counting in 5's</p> <p>Here is your link to the session for today: https://vimeo.com/507067325</p> <p>Your worksheet for the session is below.</p>	<p>Science Look at the letter below which explains this award.</p> <p>STEM (Science, Technology, Engineering and Maths) Leaders Award Look at the Leaders Award "If you were an engineer" examples attached below.</p> <p>These children invented a solution to a problem that exists in the real world and you are going to invent something.</p>	<p>Reading</p> <p>Look at the reading text below.</p> <p>Look at the contents page for this text. Read what it says and discuss what a contents page might be for? Why is it there? How do you use it?</p>

Home Learning Year 1
Week Beginning 1.3.21

	asked could			<p>Use the design sheet below to create an idea and label it. Think about:</p> <ul style="list-style-type: none">• What problem does the invention solve?• Why do you think it is a problem?• How does the solution work?• Who or what benefits from the invention?• Why should your invention be built as a prototype?• Why is your solution special?• Who or what was your inspiration to invent this solution?	
--	----------------	--	--	---	--

<p>Tuesday</p>	<p>Recap reading and writing words with the 'ph' sound using this video: https://www.youtube.com/watch?v=Zq-OPFYTkaQ</p> <p>Keep practising reading and writing your tricky words too:</p> <p>oh their people Mr Mrs looked called asked could</p>	<p>Practise this week's spellings.</p> <p>Recap the story last week using you actions to help you as you watch Mrs Young's video.</p> <p>https://youtu.be/-fS5iJNYh6k</p> <p>Complete the sheet below looking at the setting of the story and what happens. Answer the questions in the boxes.</p>	<p>Counting in 5's</p> <p>Watch this video and join in with the active counting to count in 5's: https://www.youtube.com/watch?v=amxVL9KUmq8</p> <p>The worksheet for this session is below.</p>	<p>Geography</p> <p>Watch this video explaining the countries and capital cities of the UK.</p> <p>This website will help too: https://www.bbc.co.uk/bitesize/topics/zyhp34j/articles/z4v3jhv</p> <p>See the sheet below where you need to match the flag to the country and write the name of the capital city.</p>	<p>Handwriting In the year 1 handwriting book.</p> <p>Page 12</p>
----------------	--	--	--	--	---

<p>Wednes day</p>	<p>Recap reading and writing words with the 'wh' sound using this video:</p> <p>Keep practising reading and writing your tricky words too:</p> <p>oh their people Mr Mrs looked called asked could</p>	<p>Practise this week's spellings.</p> <p>Recap the story last week using you actions to help you as you watch Mrs Young's video.</p> <p>https://youtu.be/-fS5iJNYh6k</p> <p>Create a new model with me map changing the setting and the main character. Draw the pictures to help you remember every part of the story.</p> <p>(eg penguin becomes a tiger and the south pole becomes the desert)</p>	<p>Counting in 5's</p> <p>Here is the link to your session for today:</p> <p>https://vimeo.com/507075995</p> <p>Your worksheet for the session is below:</p> <p>.</p>	<p>Wellbeing Wednesday</p> <p>Take some time away from home learning to have fun and relax with your family. Below is a grid filled with ideas of what you might like to do this afternoon. Please send us photographs so we can see the lovely things you get up to.</p>	<p>Handwriting In the year 1 handwriting book. Page 13</p>
-----------------------	--	--	---	--	--

<p>Thursday</p> <p>World book day!</p> <p>Feel free to dress up in your favourite character and complete your work today!</p>	<p>English all day</p> <p>Recap reading and writing words with the 'ou' sound using this video:</p> <p>Keep practising reading and writing your tricky words too:</p> <p>oh their people Mr Mrs looked called asked could</p>	<p>English all day</p> <p>Practise this week's spellings.</p> <p>Recap the story last week using you actions to help you as you watch Mrs Young's video.</p> <p>https://youtu.be/-fS5iJNYh6k</p> <p>Using the story plan below plan your story with your character and setting changes.</p>	<p>English all day</p> <p>Decorate your potato (which is available from the school office) as your favourite book character in whichever way you would like!</p> <p>Send photos to the year 1 email address we would love to see these!</p>	<p>English all day</p> <p>Write the story about your potato character you made yesterday. Remember your capital letters, full stops, finger spaces and adjectives.</p> <p>Make sure your story is no longer than one page and we will collect your stories when you come back to school so we can make a class book of all of our stories.</p> <p>So keep this story so you can bring it to school with you when you come back!</p>	<p>English all day</p> <p>Read to a grown up, pet, your favourite toy. Read your favourite book and discuss the things you know about the book.</p> <p>Where is the story set? Who are the main characters?</p>
--	--	--	--	--	--

Home Learning Year 1
Week Beginning 1.3.21

<p>Friday</p>	<p>Practise reading real and nonsense words with the sounds you have learnt this week by playing Obb and Bob: https://www.phonicspay.co.uk/resources/picnic-on-pluto</p> <p>Keep practising reading and writing your tricky words too: oh their people Mr Mrs looked called asked could</p>	<p>Practise this week's spellings.</p> <p>Recap the story last week using you actions to help you as you watch Mrs Young's video.</p> <p>https://youtu.be/-fS5iJNYh6k</p> <p>Write your story in three parts (beginning middle and end).</p>	<p>Recap counting in 2's, 5's and 10's out loud.</p> <p>Complete the sheet below.</p>	<p>Take the time to talk to your child about returning to school on Monday.</p> <p>Watch the video sent to you by your class teacher.</p> <p>You might also want to talk about what you have enjoyed about home schooling/your time together and also what you are looking forward to doing as restrictions ease.</p>	<p>Spelling</p> <p>Complete the spelling quiz on purple mash for this weeks spellings that you have been practising in English.</p>
---------------	--	---	---	---	--

Monday English

1. Where was the story set?
2. How might the boy have felt when he found the penguin at his door?
3. Why did the boy think the penguin was at his door?
4. How did the penguin feel when the boy took him back to the South Pole?
Why?
5. Why did the boy want to take the penguin back home with him?

Tuesday English

Lost and Found

What is the setting?

Who is the main character?

What happens first?

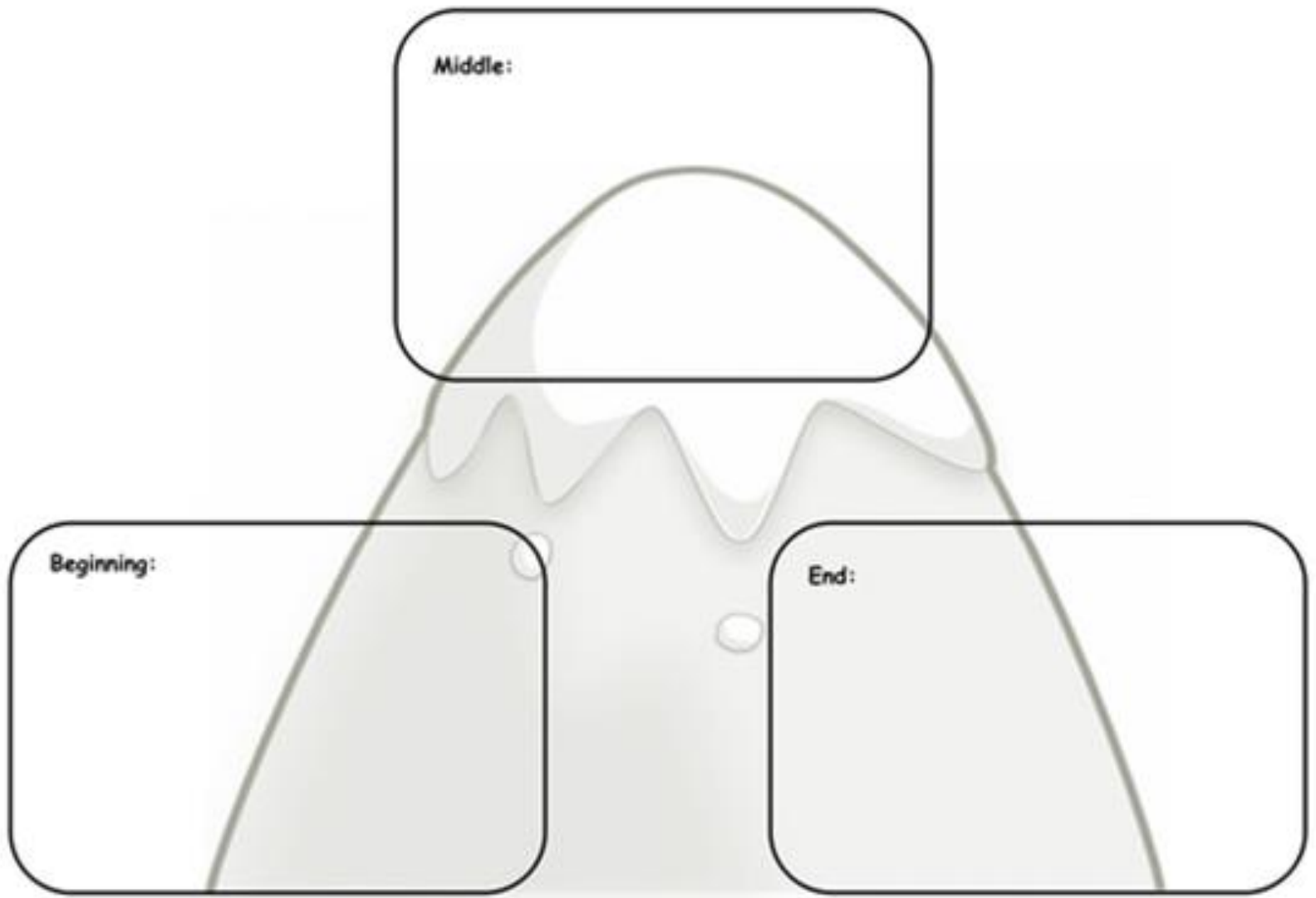
What happens next?

What happens last?

Home Learning Year 1
Week Beginning 1.3.21

Thursday
English

I can create a story map.
T T A I



Monday Maths

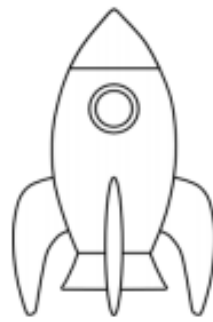
Use the number square to count in 5's.

Splat the numbers as you go.

What pattern do you notice?

1	2	3	4	5	6	7	8	9	10
11	12	13	14	15	16	17	18	19	20
21	22	23	24	25	26	27	28	29	30
31	32	33	34	35	36	37	38	39	40
41	42	43	44	45	46	47	48	49	50











Tuesday Maths



Counting in 5s

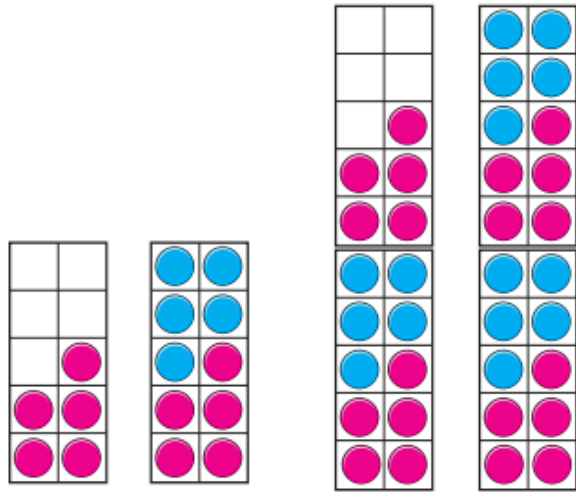


Cut out the space objects and stick them in order from 5 to 50.

 25	 10	 45	 40	 30
 15	 35	 5	 20	 50

Wednesday Maths

1 What are the numbers?



2 How many spots are there in total?

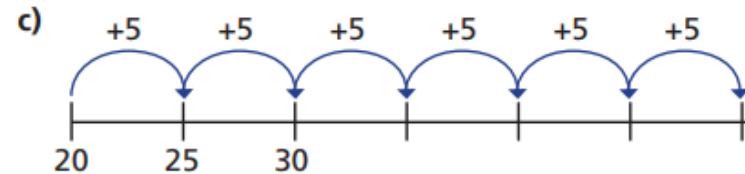



There are spots in total.

3 Colour 35 petals.



4 Fill in the missing numbers.















5 Mo counts up to 50 in 5s.

Eva counts up to 50 in 2s.













What numbers do they both say?

Friday Maths











Count by 2.

					
2	4				
					
14					24

Count by 5.

					
5	10				
					
35					60

Count by 10.

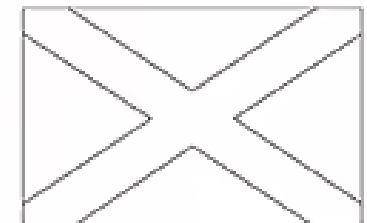
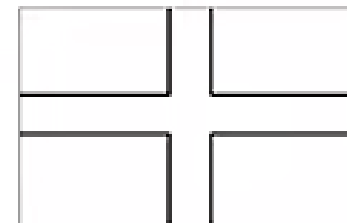
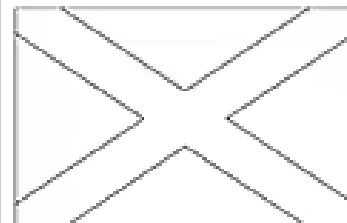

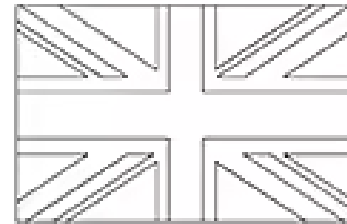
					
10	20				
					
			100		

Home Learning Year 1
Week Beginning 1.3.21

Bake cookies or cupcakes	Video Call a friend or family member that you haven't been able to see for a long time.	Go on a bike/scooter ride
Go on a scavenger hunt in your local area	Do a jigsaw	Play a board game
Help your grownups to make your favourite meal	Carefully colour in a picture	Make a circuit of three different exercises. Include a running station, a jumping station and a stretching station
Make up a dance routine to your favourite pope song.	Collect natural objects found outside, such as leaves and twigs. Create a scene by using them to make a collage.	Make a bird feeder to hang outside.

Wellbeing Wednesday

Tuesday Topic



Home Learning Year 1
Week Beginning 1.3.21

Spelling sheet for practicing

Year 1 Week 2 Spring 2 Focus: **ou** and **ow** vowel digraphs with **/aʊ/** sound

Look Say Cover Write Check

Spellings	1st Attempt	2nd Attempt	3rd Attempt	4th Attempt	5th Attempt
<i>out</i>					
<i>about</i>					
<i>mouth</i>					
<i>around</i>					
<i>sound</i>					
<i>now</i>					
<i>how</i>					
<i>brown</i>					
<i>down</i>					
<i>town</i>					

Monday reading

Table of Contents



All about Dogs

by Zahir Brown

Table about Contents

History of Dogs.....	1
Dog Breeds.....	5
Choosing a Dog.....	15
Caring for Your Dog.....	18
Glossary.....	25



LEADERS AWARD

A STEM programme from Primary Engineers

Monday 1st March 2021

Dear Parents/Guardians,

We are excited to announce that we are taking part in the **Primary Engineer Leaders Awards**.

The competition will be challenging primary pupils in our region to research engineering, interview inspiring engineers and answer the question *'If you were an engineer – what would you do?'*

This is a fantastic opportunity to engage our pupils with real engineers who will convey the importance of Science, Technology, Engineering and Mathematics (STEM) in their daily lives. Pupils will be able to let their creativity run free and draw and write about how they interpret the question and come up with inventions and ideas.

We have had the opportunity to interview an engineer via a web chat earlier today and we would love it if you could now support your child to come up with their own invention for a solution to a problem that doesn't already exist. Their design must be drawn and labelled on the sheet attached along with a letter.

Engineers will be reading all of the pupils' letters. Letters should only cover one side of an A4 piece of paper. Every year a selection of entries are chosen to be built by engineers. This letter helps the engineers in their choice.

The letter must be written by the child and must tell us...

- What problem does the invention solve?
- Why did they think it is a problem?
- How does the solution work?
- Who or what benefits from the invention?
- Why should their invention be built as a prototype?
- Why is their solution special?
- Who or what was their inspiration to invent this solution?

Entries must be returned to school by no later than **Friday 12th March** to enable us to fill out the necessary paperwork and send the ideas to the engineers by the deadline date.

We cannot wait to see what inventions your child will come up with!

Kind Regards,

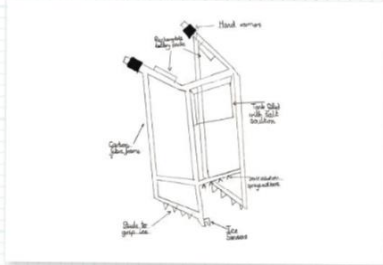
Mrs Finnigan

Key Stage 1 Manager and Science Lead

Previous examples of the engineering inventions- There are more examples on the year 1 home learning page on the website.

IF YOU WERE AN **ENGINEER**
WHAT WOULD YOU DO?

PREVIOUS DESIGNS



'THE WINTER WALKER' CHARLIE P4

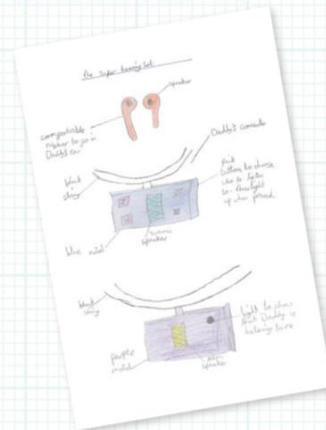


'EXTENDING SINK 6000' SAVANNAH Y2



'RAINBOW MAKER' FINLAY P2

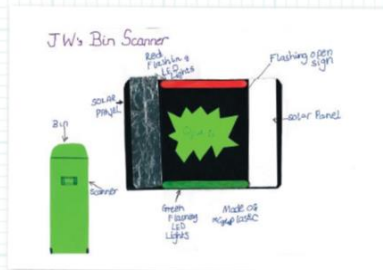
THE "RAINBOW MAKER" WHICH WORKS BY SPRAYING WATER ONTO A MIRROR WHILE, AT THE SAME TIME, A LIGHT SHINES THROUGH THE SPRAY CREATING THE DESIRED EFFECT. IT ALSO PLAYS "HAPPY BIRTHDAY" WHILE THE RAINBOW IS BEING CREATED - ALL AT THE PRESS OF A BUTTON!



'THE SUPER HEARING SET' ISABELLE Y3



'RLBS (RED LINE BREAKING SYSTEM)' PHILIPPA Y7



'BIN SCANNER' JOSHUA Y6

facebook

YOUR LONDON AIRPORT
Gatwick

NetworkRail

Primary Engineer® Programmes
...the first step


IF YOU WERE AN **ENGINEER**
WHAT WOULD YOU DO?



Register your school for the competition:
<https://leadersaward.com/teacher-registration/>



Join our online engineer interviews to meet and interview engineers across different industries
<https://leadersaward.com/meet-an-engineer/>



Find an engineer to come to your school to discuss engineering and to be interviewed by pupils

Did you know
1,345
ENGINEERS INVOLVED
2018/19
from live interviews, visiting schools, grading pupils work & attending award events



Pupils each identify a problem that affects them, their family, their neighbourhood or the whole world

The magnet shirt



The right side is the side with the magnet

Schools fill out the registration forms and send to:

LEADERS AWARD FLOOR 2
AMS OFFICE TOWER,
AMS TECHNOLOGY PARK,
BILLINGTON ROAD,
BURNLEY
BB11 5UB

Did you know
2,822

Primary & Secondary pupils designs were put on public exhibition across 16 regions!

283

Primary & Secondary pupils won awards

Pupils illustrate and annotate their design. They must also provide a letter to persuade engineers to build their design.

Did you know
49,169
PUPILS ENTERED IN
2018/19 which were graded by engineers & every pupil received a certificate!



Universities select a design to build
11 pupils designs were built last year



Winners are selected and entries are shortlisted for exhibitions

PASS
MERT
DISTINCTION

All entries are then marked by engineers and are graded pass, merit or distinction

IF YOUR SCHOOL WOULD LIKE TO TAKE PART IN THIS EXTRAORDINARY COMPETITION PLEASE CONTACT:
INFO@LEADERSAWARD.COM FOR MORE INFORMATION. VISIT WWW.LEADERSAWARD.COM TO REGISTER BY MARCH 25TH 2020!

Primary Engineer
LEADERS AWARD
Secondary Engineer
LEADERS AWARD



@LEADERSAWARD
#LA2020 #IfYouWereAnEngineerWhatWouldYouDo?

Home Learning Year 1
Week Beginning 1.3.21

Design sheet Monday science



IF YOU WERE an
ENGINEER
WHAT WOULD YOU DO?®

