




| An introduction to home learning this week from Miss Hanson : https://youtu.be/bWCuEFE+OOY Story Time with Miss Kinghorn: https://www.youtube.com/watch?v=gFCYoWCMPSA | | | | | |
|---|---|---|--|--|--|
| | Phonics | English | Maths | Topic | Spelling, Reading and Handwriting. |
| Monday | <p>This week we will be applying our knowledge of split digraphs.</p> <p>https://www.youtube.com/watch?v=Iy4BNQg4pYE&feature=youtu.be</p> <p>Check below for your task for today.</p> <p>Keep practising reading and writing your tricky words too:</p> <p>oh their people Mr</p> | <p>Practise this week's spellings.</p> <p>Pink piece- Beginning of unit assessment piece.</p> <p>Independently write a 3 part story with a beginning, middle and end about a penguin.</p> <p>Year 1 Writing Toolkit:</p> <p> full stops  finger spaces</p> <p> phonics card ABC capital letters</p> <p>Use your phonics to help you and</p> | <p>Compare Objects Within 50</p> <p>Here is your video link for the session: https://vimeo.com/503099894</p> <p>Your worksheet for the session is below.</p> | <p>Science</p> <p>We are going to begin looking at seasonal changes between winter and spring.</p> <p>Using the sheet below write down what you already know about the 4 seasons. Use this video clip to help you.</p> <p>https://www.youtube.com/watch?v=VYpGBtR8Lbs</p> | <p>Reading</p> <p>Using story books in your home or the stories online to read and think about the themes within the story.</p> <p>(you could even think about Hansel and Gretel and Lost and Found)</p> <p>Think about where the story is set? who the main character is? what the story is about? Are there any</p> |

Home Learning Year 1
Week Beginning 22.2.21

| | | | | | |
|---------|---|--|--|--|---|
| | <p>Mrs looked called asked could</p> | <p>remember those key parts of our year 1 toolkit.</p> | | | <p>similarities between the stories you have found?</p> |
| Tuesday | <p>This week we will be applying our knowledge of split digraphs. Check below for your task for today.</p> <p>Keep practising reading and writing your tricky words too: oh their people Mr Mrs looked called asked could</p> | <p>Practise this week's spellings.</p> <p>Introduction of our new story "Lost and Found"</p> <p>https://www.youtube.com/watch?v=-fS5iJNYh6k</p> <p>Follow this link to listen to the story being read by Mrs Young. Using the video make some actions to go along with the story to help you remember what happens. (Photograph/video can be sent to year 1 email address.)</p> | <p>Compare Numbers within 50.</p> <p>Here is the video link for the session: https://vimeo.com/503102857</p> <p>Your worksheet for the session is below.</p> | <p>Geography</p> <p>Look at the images below of towns and the countryside. Sort the images into whether they are a town or the countryside.</p> <p>Discuss what the differences are between the towns and the countryside and make notes.</p> | <p>Handwriting</p> <p>Year 1 handwriting book Page 10 Writing words with double ss</p> |

| | | | | | |
|---------------|--|--|--|--|--|
| | | | | | |
| Wednes day | <p>This week we will be applying our knowledge of split digraphs. Check below for your task for today.</p> <p>Keep practising reading and writing your tricky words too:</p> <p>oh their people Mr Mrs looked called asked could</p> | <p>Practise this week's spellings.</p> <p>Recap the story using the video and the actions you created.</p> <p>https://www.youtube.com/watch?v=cRAAQ8EWzig</p> <p>Create a "model with me" map. Drawing little pictures to follow along with the story and prompt your actions as you recall it.</p> | <p>Order Numbers Within 50</p> <p>Here is your video link for the session: https://vimeo.com/503093819</p> <p>Your worksheet for the session is below.</p> | <p>Wellbeing Wednesday</p> <p>Take some time away from home learning to have fun and relax with your family. Below is a grid filled with ideas of what you might like to do this afternoon. Please send us photographs so we can see the lovely things you get up to.</p> | <p>Reading</p> <p>Complete the reading comprehension sheet below.</p> |

| | | | | | |
|-----------------|--|--|---|---|--|
| <p>Thursday</p> | <p>This week we will be applying our knowledge of split digraphs. Check below for your task for today.</p> <p>Keep practising reading and writing your tricky words too:</p> <p>oh their people Mr Mrs looked called asked could</p> | <p>Practise this week's spellings.</p> <p>Recap the story using the video, the actions you created and your model with me map to help you.</p> <p>https://www.youtube.com/watch?v=cRAAQ8EWzig</p> <p>Use the story mountain template to plan your story in the boxes.</p> <p>Remember the story needs a beginning middle and an end. This plan will help you to write the story.</p> <p>Use your model with</p> | <p>Count in 2's</p> <p>Here is the video link for the session: https://vimeo.com/507065512</p> <p>Today your activity is practical. It is explained in the video.</p> | <p>Your PE session link will be sent you on the day. PE is at 1:30.</p> | <p>Handwriting</p> <p>Year 1 handwriting book</p> <p>Page 11 Capital curly caterpillar letters. https://www.youtube.com/watch?v=-wDLhjgbN-Y&feature=youtu.be</p> |
|-----------------|--|--|---|---|--|

| | | | | | |
|--------|--|---|--|--|--|
| | | me map from yesterday to help you remember what happens. | | | |
| Friday | <p>This week we will be applying our knowledge of split digraphs. Check below for your task for today.</p> <p>Keep practising reading and writing your tricky words too:</p> <p>oh their people Mr Mrs looked called asked could</p> | <p>Practise this week's spellings.</p> <p>Recap the story using the video, the actions you created and your model with me map to help you.</p> <p>https://www.youtube.com/watch?v=cRAAQ8EWzig</p> <p>Write the story using the video and your other English work this week to help you. Use your story plan to help you remember what happens in the</p> | <p>Join in with the video below to help you to count in 2's.</p> <p>https://www.youtube.com/watch?v=OCxvNtrcDIIs</p> <p>Cut out and order the cards below, counting in 2's.</p> | <p>RE</p> <p>Use this video think to learn some facts about pancake day/Shrove Tuesday.</p> <p>https://www.youtube.com/watch?v=of5ACdcIbKk</p> <p>Use the sheet below to design a pancake with your favourite toppings. Label your toppings.</p> <p>You could even make the pancakes and send us a picture of them,</p> | <p>Spelling</p> <p>Complete the spelling quiz on purple mash for this weeks spellings that you have been practising in English.</p> |

Home Learning Year 1
Week Beginning 22.2.21

| | | | | | |
|--|--|--|--|-----------------------------------|--|
| | | <p>beginning, middle and the end of the story.</p> <p>Think about the key words in the story have you included them?</p> | | <p>we would love to see them!</p> | |
|--|--|--|--|-----------------------------------|--|

Thursday English

I can create a story map.
TTAI

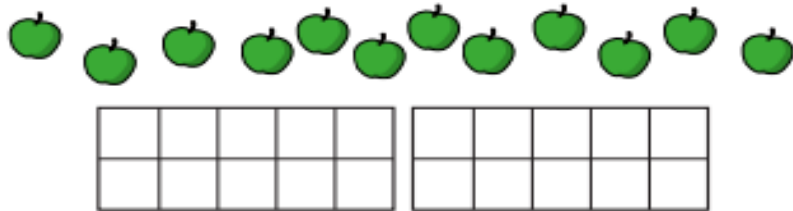
Middle:

Beginning:


End:

Monday Maths

1 a) Draw counters to show the apples.



b) Draw counters to show the children.



c) Complete the sentences.

There are apples.

There are children.

There are fewer _____ than _____

d)

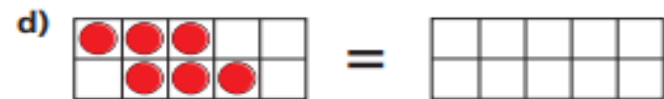
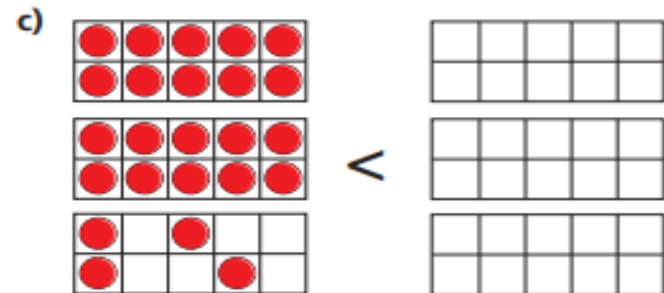
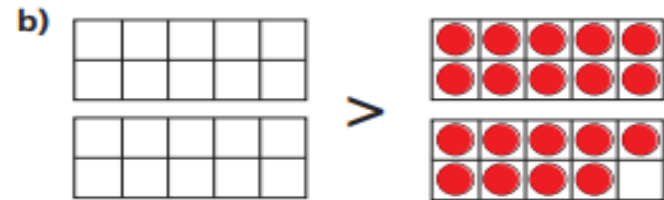
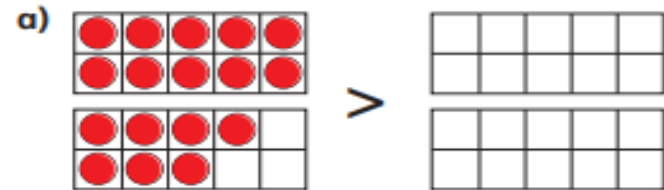


All the children can have one apple.

Is Teddy correct?



2 Draw counters to make the statements true.



Is there more than one answer for each?

Tuesday Maths

1 Tick the number sentences that are true.

Use cubes or counters to help you.

- a) 12 is more than 13
- b) 33 is less than 41
- c) 2 tens and 8 ones is equal to twenty-eight
- d) $40 + 8$ is more than $30 + 9$
- e) Thirty-one is less than 3 tens

2 Write the missing phrase.

greater than

less than



equal to

- a) 22 is _____ 29
- b) 41 is _____ 4 tens
- c) Forty-six is _____ $40 + 3$
- d) $40 + 8$ is _____ one more than 47



3 Write $<$, $>$ or $=$ in each circle.

24



3 tens and 14 ones

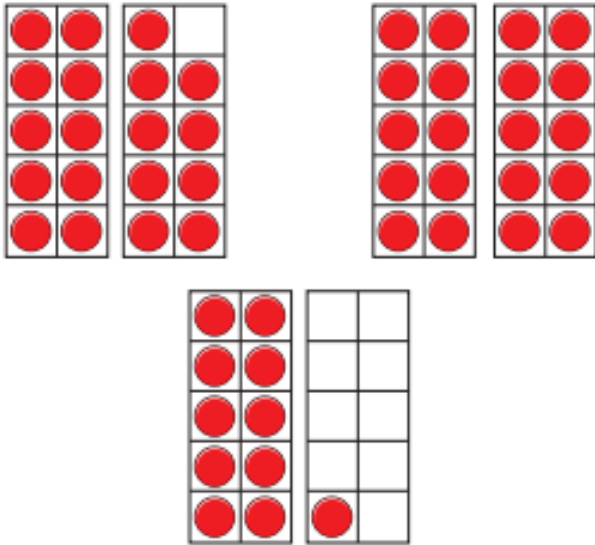
4 Complete the table.

Write or draw your answers.

| | | |
|--|--------------|--|
| | is more than | |
| | = | |
| | > | |
| | is less than | |
| | is equal to | |

Wednesday Maths

1 a) What are the numbers?



Write the numbers in order.
Start with the smallest number.

b) What are the numbers?



Write the numbers in order.
Start with the smallest number.

2 Write the numbers in order.

Start with the smallest number.



3 Write the numbers in order.

Start with the greatest number.



4 Complete the number sentence.

2 tens and 3 ones < < forty-one

Is there more than one answer?

Friday Maths

Counting in 2s

Cut out the numbers in the dashed boxes and stick them in the correct order.

| | | | | |
|----------|--|-----------|--|-----------|
| 2 | | | | |
| | | 16 | | |
| | | | | 30 |



visit [twinkl.com](https://www.twinkl.com)



| | | | | | |
|-----------|-----------|-----------|-----------|-----------|-----------|
| 4 | 14 | 18 | 6 | 12 | 22 |
| 26 | 8 | 10 | 28 | 24 | 20 |

Topic Monday Science

Winter



Spring



Summer



Autumn

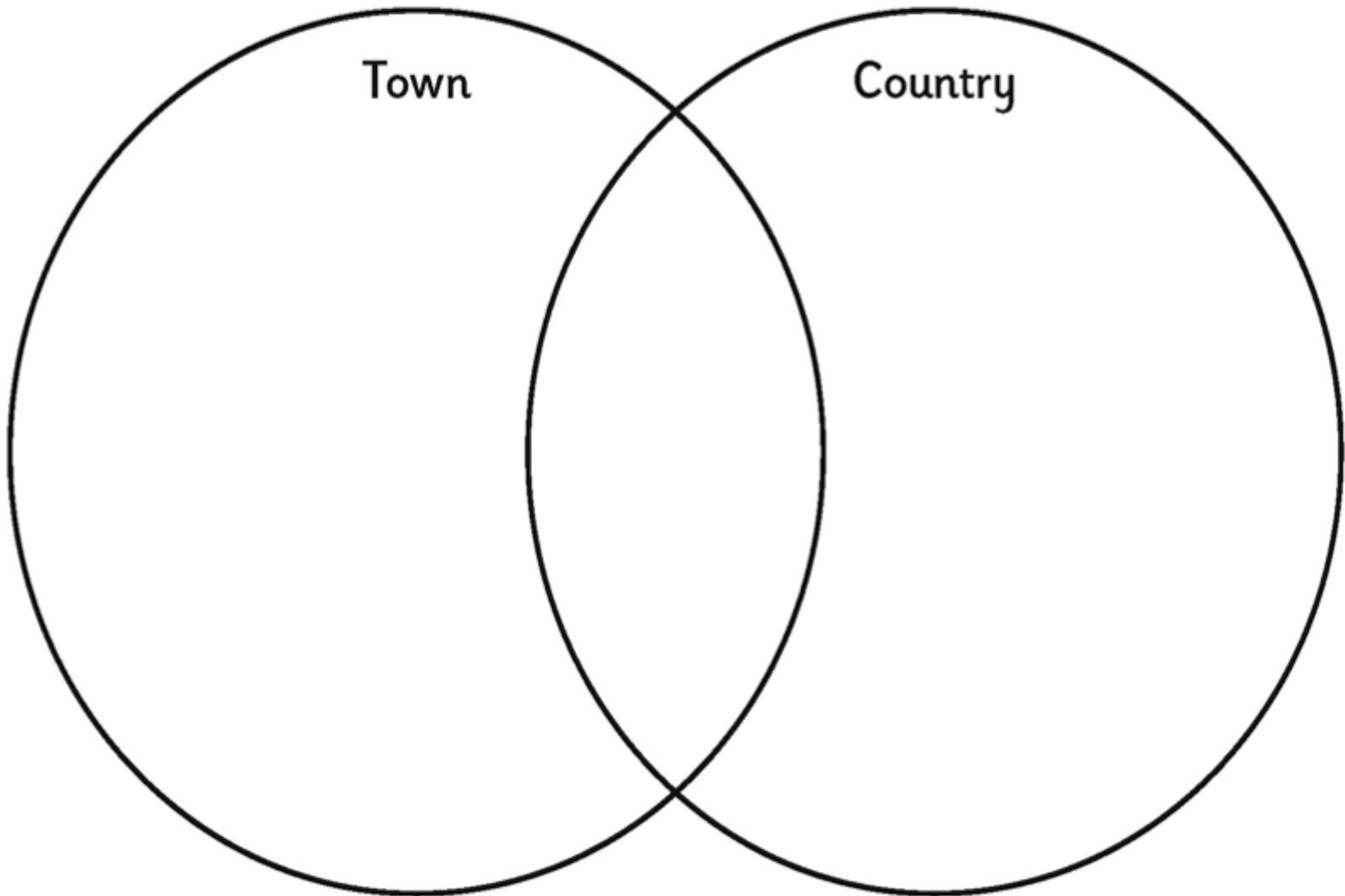


Topic Tuesday Geography



Town

Country



Home Learning Year 1
Week Beginning 22.2.21

Wellbeing Wednesday

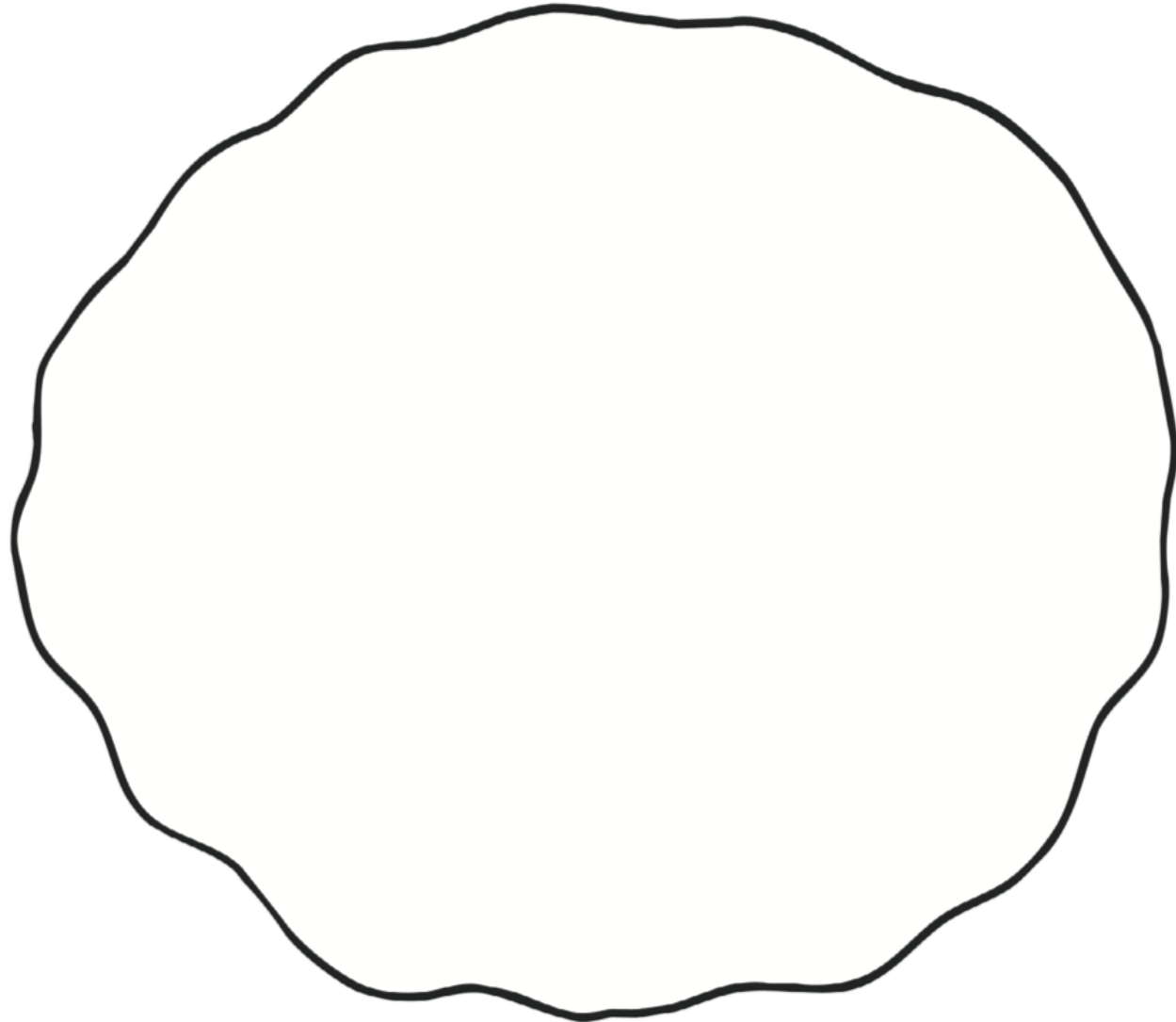
| | | |
|--|--|--|
| Bake cookies or cupcakes | Video Call a friend or family member that you haven't been able to see for a long time. | Go on a bike/scooter ride |
| Go on a scavenger hunt in your local area | Do a jigsaw | Play a board game |
| Help your grownups to make your favourite meal | Carefully colour in a picture | Make a circuit of three different exercises. Include a running station, a jumping station and a stretching station |
| Make up a dance routine to your favourite pope song. | Collect natural objects found outside, such as leaves and twigs. Create a scene by using them to make a collage. | Make a bird feeder to hang outside. |

Home Learning Year 1
Week Beginning 22.2.21

My Perfect Pancake

Draw the toppings you would add to make your perfect pancake.

Topic Friday RE



Home Learning Year 1
Week Beginning 22.2.21

Spelling sheet for practicing

Year 1 Week 1 Spring 2

Focus: **oa**, **oe** and **ow** vowel digraph

Look Say Cover Write Check

| Spellings | 1st Attempt | 2nd Attempt | 3rd Attempt | 4th Attempt | 5th Attempt |
|------------------|-------------------------------|-------------------------------|-------------------------------|-------------------------------|-------------------------------|
| <i>boat</i> | | | | | |
| <i>coat</i> | | | | | |
| <i>road</i> | | | | | |
| <i>coach</i> | | | | | |
| <i>goal</i> | | | | | |
| <i>toe</i> | | | | | |
| <i>goes</i> | | | | | |
| <i>own</i> | | | | | |
| <i>snow</i> | | | | | |
| <i>grow</i> | | | | | |

Wednesday reading **Toast**

- 9 I like to have plum jam on my toast.
19 My gran has a little speck of butter on her
20 toast.
29 My sister likes to cut the crusts off her
30 toast.
38 Grandad has fresh eggs and ham on his
39 toast.
48 Mum and Dad do not like toast. They like
49 muffins.
57 Brent has jam and crisps on his toast.
58 Yuck!
67 I still think that plum jam is the best.



Read Together Quick Questions



1. What does Gran have on her toast? Tick one.

- jam
 butter
 crisps



2. Do you think that the author would like to have jam and crisps on their toast?



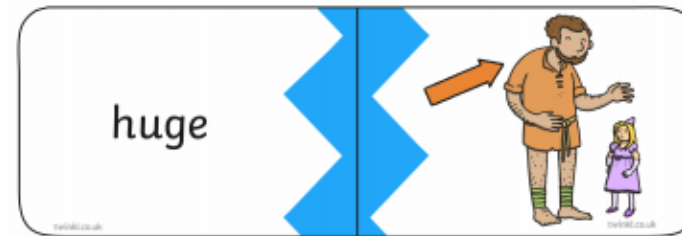
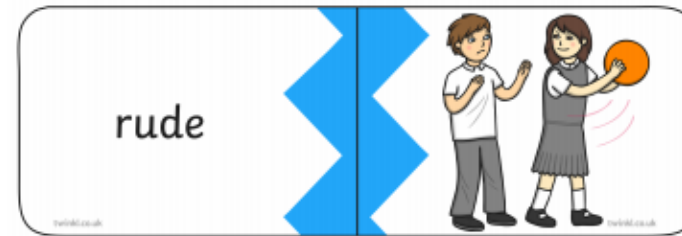


3. Which word rhymes with toast? Tick one.

- crust
 coast
 twist



4. What would you like to have on your toast the next time that you eat it?

Monday Phonics – Cut out the puzzle pieces and then play a matching pair game



Tuesday Phonics – Match the caption to the picture



This evening,
we are having a
Chinese meal.



It is a Japanese
theme so come
dressed up!




The athlete
takes part in
extreme sports.



Pete must complete
his work before Eve!

Wednesday Phonics

Can you correctly label these pictures with an 'a_e' or 'i_e' sound?



9



Home Learning Year 1
Week Beginning 22.2.21

Thursday Phonics – Find the tricky words

Phase 5 Tricky Words

| | | | | | | | | |
|---|---|---|---|---|---|---|---|---|
| y | k | m | c | t | h | e | i | r |
| k | c | s | d | g | o | g | q | i |
| f | o | k | p | c | t | M | r | s |
| u | u | l | t | b | h | y | v | e |
| e | l | p | o | e | p | h | v | M |
| p | d | i | p | d | j | p | i | r |
| i | l | l | o | o | k | e | d | t |
| h | b | a | s | k | e | d | z | c |
| k | y | c | a | l | l | e | d | n |

| | |
|--------|-------|
| people | asked |
| their | could |
| called | Mr |
| looked | Mrs |

Friday Phonics – Ask a grownup to hide these cards around your house and see if you can find them and read each one as you find them.

