







Grindon Infant School Weekly Home Learning Planning for Nursery. Monday 8<sup>th</sup> February 2021

	Daily Phonics	Daily Maths	Daily Activity	Daily Physical Development activity.
<b>Monday</b>	<p>Rhyme of the Month- I'm A Little Teapot</p> <p>I'm A Little Teapot  <a href="https://www.youtube.com/watch?v=ymvtRSKHxd8">https://www.youtube.com/watch?v=ymvtRSKHxd8</a></p>	<p>1,2,3,4,5 Once I Caught A Fish Alive</p> <p><a href="https://www.youtube.com/watch?v=9ir_l7qTiZ4">https://www.youtube.com/watch?v=9ir_l7qTiZ4</a></p>	<p>While we can't hug  <a href="https://www.youtube.com/watch?v=2PnnFrPaRqY">https://www.youtube.com/watch?v=2PnnFrPaRqY</a></p> <p>Think about the pink colour monster. He feels loved! Can you think of someone special to you who you can't hug? What kind things could you do for them? Could you draw them a picture and send it to them? Decorate a rock and leave it somewhere for them. Bake something for your family. Activities we are doing in Nursery. You choose what you could do at home - Heart sewing, Rock painting, making biscuits.</p> 	<p><a href="https://www.youtube.com/watch?v=BQ9q4U2P3ig&amp;pbjreload=101">https://www.youtube.com/watch?v=BQ9q4U2P3ig&amp;pbjreload=101</a></p> <p>Can you make your own pattern with actions?</p> <p><b>Extra Challenge this week in honour of Captain Sir Tom Moore!</b> </p> <p>Set yourself a challenge this week. It could be to do an amount of jumps or hops. You could challenge yourself to do something for 1  minute.</p> <p>Have a think of your own challenge and send us a picture of you doing your chosen challenge to <a href="mailto:gis.nursery@schools.sunderland.gov.uk">gis.nursery@schools.sunderland.gov.uk</a></p>
<b>Tuesday</b>	<p>Rhyming Game                      Play silly soup using different rhyming words. You can watch last week's video to remind you how to play.                      There are more words if you need them.</p>	<p>5 Little Men In A Flying Saucer.  <a href="https://www.youtube.com/watch?v=2E3p_51tJx0">https://www.youtube.com/watch?v=2E3p_51tJx0</a></p>	<p>Internet safety  <a href="https://www.thinkuknow.co.uk/parents/jessie-and-friends-videos/">https://www.thinkuknow.co.uk/parents/jessie-and-friends-videos/</a></p> <p>We are watching Episode 1 with Nursery today.                      We are talking about keeping safe while using the internet and games online.                      What is your favourite thing to do on a computer or tablet?                      Draw a picture.                      Who can you tell if you see something you don't like?</p>	<p>Rainbow hunt. Can you find all of the colours of the rainbow?  <a href="https://www.youtube.com/watch?v=eDcP5f123bk">https://www.youtube.com/watch?v=eDcP5f123bk</a></p> 

Grindon Infant School Weekly Home Learning Planning for Nursery. Monday 8<sup>th</sup> February 2021

<p><b>Wednesday</b></p>	<p>Bertha the bus- Watch Video 1 <a href="https://www.youtube.com/watch?v=kvxTb2z336A">https://www.youtube.com/watch?v=kvxTb2z336A</a> Then Video 2 <a href="https://www.youtube.com/watch?v=KEECp-gj7Qk">https://www.youtube.com/watch?v=KEECp-gj7Qk</a> Extra activity Video 3 <a href="https://www.youtube.com/watch?v=QopueVVcyTM">https://www.youtube.com/watch?v=QopueVVcyTM</a> There are cards for animals beginning with s ,t ( in the videos) and a (antelope, ant) You can also make your own cards.</p>	<p>2D Shape song  <a href="https://www.youtube.com/watch?v=EIQoMOcJw8w">https://www.youtube.com/watch?v=EIQoMOcJw8w</a></p>	<p>Heart Maths- 5 frame  <a href="https://www.youtube.com/watch?v=FYlgnWBP7Xw">https://www.youtube.com/watch?v=FYlgnWBP7Xw</a>  5 Frame and dice templates can be used if you want to. You can use handmade number cards to generate some numbers also.</p>	<p><b>Wellbeing Wednesday</b> Choose your own activity today. Here are some ideas you could choose. There is a Wellbeing Wednesday grid attached with some ideas you could choose from or you could think of your own fun thing to do.</p>
<p><b>Thursday</b></p>	<p>I-Spy We like playing I spy Colour I spy with my little eye something that is red...  You can also play the original listening for sounds at the beginning of words. I spy with my little eye something that begins with  p .....</p>	<p>Counting to 10  Mrs Scott's dress up counting. Can you tell who I am dressed up as this week? <a href="https://www.youtube.com/watch?v=YbLKjsltMi8">https://www.youtube.com/watch?v=YbLKjsltMi8</a>  I wonder who you will dress up as.</p>	<p>It is Chinese New Year on Friday 12<sup>th</sup> February Watch this clip about Chinese New Year. <a href="https://www.bbc.co.uk/cbeebies/stories/lets-celebrate-chinesenewyearperformance">https://www.bbc.co.uk/cbeebies/stories/lets-celebrate-chinesenewyearperformance</a>  2021 is the year of the ox this year. Find out which animal year you were born on this website. <a href="https://www.topmarks.co.uk/ChineseNewYear/Zodiac">https://www.topmarks.co.uk/ChineseNewYear/Zodiac</a>  We are making lanterns in Nursery. You could make your own at home. There are some instructions to help you make one.</p>	<p>Dough Disco You can use your own play dough or you can make some. The recipe I used to make mine is attached.  You only need a small amount of play dough for this session.  Dough Disco Session 3 <a href="https://www.youtube.com/watch?v=dtiyzORLESs">https://www.youtube.com/watch?v=dtiyzORLESs</a></p>

Grindon Infant School Weekly Home Learning Planning for Nursery. Monday 8<sup>th</sup> February 2021

<p><b>Friday</b></p>	<p>Twinkle, Twinkle  <a href="https://www.youtube.com/watch?v=yCjJyiqpAuU">https://www.youtube.com/watch?v=yCjJyiqpAuU</a></p>	<p>5 currant buns  <a href="https://www.youtube.com/watch?v=-mi79hRcSXI">https://www.youtube.com/watch?v=-mi79hRcSXI</a></p>	<p>Story time            Get cosy for today's story            Slug In Love  <a href="https://www.youtube.com/watch?v=vAmrPyIicbQ">https://www.youtube.com/watch?v=vAmrPyIicbQ</a>            Ladybird template. You could do this and send it to someone you want to hug but can't. Send them a bug hug.</p>	<p>Yoga Dance Today!            Cosmic yoga  <a href="https://www.youtube.com/watch?v=23VdtT0vQUY">https://www.youtube.com/watch?v=23VdtT0vQUY</a></p>
----------------------	--	--	---	--

## Playdough Recipe

You will need:

1 cup of plain flour  
half a cup of salt  
1 teaspoon cream of tartar  
1 tablespoon oil  
1 cup of water

(Any colour or smell you would like to add- I have made red playdough this week!)

How to make:

Place all the above in a pan and mix it together.  
You will need an adult to help with this part.  
Place it on a hob and keep stirring until you make a soft spongy consistency.  
Leave to cool down before using.  
Have fun!



## Wellbeing Wednesday Ideas

Bake something fun like cookies or cupcakes.



Video call a friend or family member.

Go on a bike or scooter ride.



Go on a scavenger hunt in your local area.

Do a jigsaw.



Play a game.

Help grown ups make your favourite meal.



Collect some natural objects outside and make a collage.

Make a bird feed and hang it outside.



## Grindon Infant School Weekly Home Learning Planning for Nursery. Monday 8<sup>th</sup> February 2021

Shape Biscuit Recipe.

Ingredients

225 g (8 oz) self raising flour

100g (4 oz) caster sugar

100g (4 oz) butter or margarine

1 medium egg, beaten

Milk

Decoration- Icing/sprinkles

Method

1. Pre heat oven to 180 C, 350 F, Gas mark 4. Grease baking tray.
2. Mix flour and sugar, rub in fat.
3. Add the egg and enough milk to make a dough.
4. Roll out dough thinly and using your favourite cutters cut out the dough.
5. Place on baking trays and bake for about 10 minutes.
6. Remove from trays and leave to cool on a wire rack.
7. Once cool you can decorate your biscuits.